



OFFICIAL RESULTS

JUNIOR WOMEN - 4 x 5 km RELAY

February 14, 1997

JURY:

Technical Delegate	Jocelyne Schwalm	FRA
Chief of Competition	Tony Daffern	CAN
Chief of Course	Len Gottselig	CAN
Member	Reijo Jylha	FIN
Member	Lada Maskova	CZE

COMPETITION FIGURES:

4 x 5 km Relay: 2 Classical, 2 Free Technique

Start Time: 9:30:00 h	Weather	Overcast, Wind-Moderate
Entries: 14 Teams	Snow Temperature	- 5.0 C
Started: 14 Teams	Air Temperature	- 1.0 C
Finished: 14 Teams	Snow Condition	Coarse, Packed, Moist

TRAIL INFORMATION:

Technical Specifications:

5km Classical Course -Blue
 Height Diff. (HD) - 50 m
 Max Climb (MM) - 37 m
 Total Climb (MT) - 220 m

5km Free Technique Course -Red/Blue
 Height Diff. (HD) - 89 m
 Max Climb (MM) - 43 m
 Total Climb (MT) - 149 m



OFFICIAL RESULTS

RESULTATS OFFICIELS

JURY:	TECHNICAL DELEGATE	JOCELYNE SCHWALM	FRA
	CHIEF OF COMPETITION	TONY DAFFERN	CAN
	CHIEF OF COURSE	LEN GOTTSSELIG	CAN
	MEMBER	REIJO JYLHA	FIN
	MEMBER	LADA MASKOVA	CZE

CANMORE NORDIC CENTRE: CANMORE, ALBERTA, CANADA
 DATE: FEB.14, 1997 TIME: 09:30

OBS. TIME:0:9:30 WIND VEL: MODERATE AIR TEMP:-1 C WEATHER: OVERCAST
 WIND DIR: WEST SNOW TEMP:-5 C
 SNOW COND: COARSE, PACKED, MOIST

CLASS: WORLD JUNIORS WOMENS RELAY

RANK	BIB	TEAM/NAME	LAP TIME	POS	TEAM BEHIND	POS	TOTAL TIME	TOTAL BEHIND
1	10	ITALY					57:18.7	0.0
		LONGA, MARIANNA	15:09.9	(2)	5.3	(2)		
		SANTER, SASKIA	15:15.3	(2)	0.9	(2)		
		FOLLIS, ARIANNA	13:09.0	(2)	0.0	(1)		
		COSNER, LORENZA	13:44.5	(8)	0.0	(1)		
2	3	FINLAND					57:43.7	25.0
		PUUKILAINEN, MAIJA	15:04.6	(1)	0.0	(1)		
		RAUHALA, MARI	15:19.7	(3)	0.0	(1)		
		TARVAINEN, PIIA	14:30.0	(10)	1:20.1	(5)		
		JUNTUNEN, SALLA	12:49.4	(2)	25.0	(2)		
3	5	NORWAY					57:45.2	26.5
		GLOMSAAS, HILDE	15:13.9	(3)	9.3	(3)		
		ROALDSET, MARIT	15:21.1	(4)	10.7	(3)		
		PETTERSEN, HANNE	14:03.3	(8)	1:04.1	(2)		
		SCHEI, ROENNAUG	13:06.9	(4)	26.5	(3)		
4	4	CZECH REPUBLIC					57:48.4	29.7
		RAJDLOVA, KAMILA	16:13.4	(9)	1:08.8	(9)		
		BALATKOVA, HELENA	15:56.5	(6)	1:45.6	(7)		
		KOCUMOVA, ZUZANA	13:03.7	(1)	1:39.4	(6)		
		HANUSOVA, KATERINA	12:34.8	(1)	29.7	(4)		

CLASS: WORLD JUNIORS WOMENS RELAY

RANK	BIB	TEAM/NAME	LAP TIME	POS	TEAM BEHIND	POS	TOTAL TIME	TOTAL BEHIND
5	1	RUSSIA					57:49.0	30.3
		LAZUTKINA, ELENA	15:48.3	(5)	43.7	(5)		
		LAZSKAI, MARINA	15:14.0	(1)	38.0	(4)		
		BURUHINA, ELENA	13:40.4	(4)	1:08.5	(3)		
		KOLESNIKOVA, TATIANA	13:06.3	(3)	30.3	(5)		
6	2	GERMANY					57:59.6	40.9
		ROTH, RAMONA	15:22.8	(4)	18.2	(4)		
		KLAUS, ISABELL	15:54.1	(5)	52.6	(5)		
		KAEMPF, MANDY	13:33.8	(3)	1:16.5	(4)		
		ERHARD, LENA	13:08.9	(5)	40.9	(6)		
7	8	JAPAN					1:00:06.7	2:48.0
		HOSODA, AYUMI	15:58.8	(6)	54.2	(6)		
		YAGI, TAKAKO	16:05.9	(7)	1:40.4	(6)		
		OGUCHI, NATSUMI	14:02.4	(7)	2:32.9	(7)		
		HIRANO, AKEMI	13:59.6	(9)	2:48.0	(7)		
8	9	SWEDEN					1:00:53.4	3:34.7
		FREDRIKSSON, GABRIELLA	17:17.4	(12)	2:12.8	(12)		
		ORSTIG, EMELIE	16:29.1	(10)	3:22.2	(10)		
		HANDLER, MARIANA	13:46.3	(5)	3:58.6	(10)		
		EKBERG, LOTTA	13:20.6	(6)	3:34.7	(8)		
9	6	SWITZERLAND					1:00:53.7	3:35.0
		ROCHAT, LAURENCE	16:12.1	(7)	1:07.5	(7)		
		KESSLER, NATHALIE	16:13.8	(9)	2:01.6	(8)		
		REBETEZ, CORINNE	14:50.7	(13)	3:42.4	(9)		
		SENTELER, ANDREA	13:37.1	(7)	3:35.0	(9)		
* 10	7	CANADA					1:02:32.1	5:13.4
		MORAN, TARA	16:56.8	(10)	1:52.2	(10)		
		HAYMAN, MELISSA	16:09.1	(8)	2:41.6	(9)		
		FORTIER, AMANDA	14:01.2	(6)	3:32.9	(8)		
		PENTILLA, PIRKKO	15:25.0	(14)	5:13.4	(10)		
11	12	FRANCE					1:04:00.3	6:41.6
		BOIRE-JEANPIERRE, YOLANDE	17:40.3	(13)	2:35.7	(13)		
		QUESNEL, CAROLINE	17:17.1	(11)	4:33.1	(13)		
		GUILLEMAIN, STEPHANIE	14:40.2	(11)	6:03.4	(12)		
		VINCENDET, VIRGINIE	14:22.7	(10)	6:41.6	(11)		

CLASS: WORLD JUNIORS WOMENS RELAY

RANK	BIB	TEAM/NAME	LAP TIME	POS	TEAM BEHIND	POS	TOTAL TIME	TOTAL BEHIND
12	11	POLAND					1:04:00.6	6:41.9
		SURDYKA, ELIZA	17:16.9	(11)	2:12.3	(11)		
		KUBIESA, BARBARA	17:26.9	(13)	4:19.5	(12)		
		WROBEL, ALEKSANDRA	14:19.1	(9)	5:28.7	(11)		
		MICHALEK, MALGORZATA	14:57.7	(12)	6:41.9	(12)		
13	14	CROATIA					1:04:43.1	7:24.4
		GRUDICEK, DIJANA	16:13.1	(8)	1:08.5	(8)		
		BRISKI, IVANA	17:39.0	(14)	3:27.8	(11)		
		PAVIC, KLAUDIJA	15:57.5	(14)	6:15.4	(13)		
		VALJAN, MARTINA	14:53.5	(11)	7:24.4	(13)		
14	13	UNITED STATES					1:05:47.9	8:29.2
		JODER, KRISTINA	18:18.8	(14)	3:14.2	(14)		
		WAPPETT, HAILEY	17:25.8	(12)	5:20.3	(14)		
		JONES, BARB	14:42.1	(12)	6:52.5	(14)		
		BENOIT, TESSA	15:21.2	(13)	8:29.2	(14)		

COMPETITION SECRETARY

[Signature]
1997.02.14TH

TECHNICAL DELEGATE

[Signature]
J. SCHWARTZ

UNOFFICIAL RESULTS

RESULTATS OFFICIEUX

JURY:	TECHNICAL DELEGATE	JOCELYNE SCHWALM	FRA
	CHIEF OF COMPETITION	TONY DAFFERN	CAN
	CHIEF OF COURSE	LEN GOTTSSELIG	CAN
	MEMBER	REIJO JYLHA	FIN
	MEMBER	LADA MASKOVA	CZE

CANMORE NORDIC CENTRE: CANMORE, ALBERTA, CANADA
 DATE: FEB.14, 1997 TIME: 11:00

OBS. TIME: 11:00 WIND VEL: MODERATE AIR TEMP:+2 C WEATHER: OVERCAST
 WIND DIR: WEST SNOW TEMP:-3 C
 SNOW COND: COARSE, PACKED, MOIST

CLASS: JUNIOR MEN RELAY

RANK	BIB	TEAM/NAME	LAP TIME	POS	TEAM BEHIND	POS	TOTAL TIME	TOTAL BEHIND
1	2	ITALY					1:45:25.6	0.0
		DI SANTO, BIAGO	28:05.4	(2)	0.9	(2)		
		PALUSELLI, ANDREA	28:48.8	(6)	47.0	(2)		
		GRANDELIS, TULLIO	24:49.6	(4)	19.4	(2)		
		CARRARA, BRUNO	23:41.8	(2)	0.0	(1)		
2	1	RUSSIA					1:45:58.0	32.4
		URIATMKOPELI, TIMUR	28:09.6	(3)	5.1	(3)		
		IVANOV, MICHAIL	27:57.6	(1)	0.0	(1)		
		NIKITENKO, ALEXANDRE	25:17.2	(6)	0.0	(1)		
		BOLCHAKOV, NIKOLAI	24:33.6	(5)	32.4	(2)		
3	6	NORWAY					1:46:32.3	1:06.7
		TRONSDEN, KRISTER	28:26.5	(4)	22.0	(4)		
		HJELMESET, ROAR	28:36.0	(3)	55.3	(3)		
		HOFSTAD, TORE RUUD	24:58.1	(5)	36.2	(3)		
		SKAAREN, ARVE	24:31.7	(4)	1:06.7	(3)		
4	7	CZECH REPUBLIC					1:46:59.5	1:33.9
		BAUER, LUKAS	28:04.5	(1)	0.0	(1)		
		TEMPER, TOMAS	30:51.1	(12)	2:48.4	(7)		
		MAGAL, JIRI	24:05.4	(2)	1:36.6	(4)		
		KOUKAL, MARTIN	23:58.5	(3)	1:33.9	(4)		

CLASS: JUNIOR MEN RELAY

RANK	BIB	TEAM/NAME	LAP TIME	POS	TEAM BEHIND	POS	TOTAL TIME	TOTAL BEHIND
5	5	FINLAND					1:47:41.2	2:15.6
		TOPPARI, TIMO	29:54.9	(8)	1:50.4	(8)		
		EMET, RONNIE	28:46.5	(5)	2:34.2	(6)		
		KATTILAKOSKI, TEEMU	24:22.6	(3)	1:39.6	(5)		
		BENGTS, MARKUS	24:37.2	(6)	2:15.6	(5)		
6	3	SWEDEN					1:48:01.5	2:35.9
		JARNEDE, MARCUS	29:25.8	(6)	1:21.3	(6)		
		DAHLSTEN, STEFAN	29:31.5	(9)	2:50.1	(8)		
		OSTBERG, FREDRIK	25:24.4	(7)	2:57.3	(9)		
		ELOFSSON, PER	23:39.8	(1)	2:35.9	(6)		
7	4	GERMANY					1:48:56.9	3:31.3
		ANGERER, TOBIAS	30:54.3	(14)	2:49.8	(14)		
		SPANNUTH, RON	28:37.8	(4)	3:24.9	(10)		
		TEICHMANN, AXEL	24:02.5	(1)	2:10.2	(7)		
		SCHMIEDER, PHILIPP	25:22.3	(8)	3:31.3	(7)		
8	12	AUSTRIA					1:49:01.0	3:35.4
		EDER, JOHANNES	29:26.5	(7)	1:22.0	(7)		
		MAYER, MARC	28:35.7	(2)	1:55.0	(5)		
		SCHWARZ, ALEXANDER	25:31.7	(9)	2:09.5	(6)		
		PINTER, JURGEN	25:27.1	(9)	3:35.4	(8)		
9	8	JAPAN					1:50:23.5	4:57.9
		OYAMA, KATSUHIRO	28:35.8	(5)	31.3	(5)		
		OSHIMA, YUTAKA	29:20.7	(7)	1:49.3	(4)		
		SHIMADA, TAKEHIKO	26:20.5	(12)	2:52.6	(8)		
		KOMAMURA, SHUNSUKE	26:06.5	(11)	4:57.9	(9)		
10	9	SWITZERLAND					1:51:24.2	5:58.6
		GWERDER, THOMAS	29:57.0	(9)	1:52.5	(9)		
		SCHOCHER, CHRISTIAN	29:27.7	(8)	3:17.5	(9)		
		TRACHSEL, SIMON	26:24.2	(13)	4:24.5	(10)		
		WENGER, SVEN	25:35.3	(10)	5:58.6	(10)		
11	13	FRANCE					1:52:39.7	7:14.1
		VANDEL, LUDOVIC	30:26.9	(13)	2:22.4	(13)		
		GAMBY, MICKAEL	31:17.7	(13)	5:37.4	(12)		
		MARECHAL, NICOLAS	25:48.0	(10)	6:08.2	(13)		
		JULIEN, DAVID	25:07.1	(7)	7:14.1	(11)		

CLASS: JUNIOR MEN RELAY

RANK	BIB	TEAM/NAME	LAP TIME	POS	TEAM		TOTAL TIME	TOTAL BEHIND
					BEHIND	POS		
12	15	CANADA					1:53:51.8	8:26.2
		MACKAY, JEFF	30:12.1	(12)	2:07.6	(12)		
		KUHN, STEFAN	29:51.7	(10)	3:56.6	(11)		
		AYERS, ARTHUR	26:49.8	(14)	5:29.2	(11)		
		JEFFRIES, CHRIS	26:58.2	(13)	8:26.2	(12)		
13	10	POLAND					1:54:40.8	9:15.2
		KACZMARZYK, MAREK	31:05.0	(15)	3:00.5	(15)		
		GRACZ, BOGUSKAW	30:40.3	(11)	5:38.1	(13)		
		KUBIESA, KRZYSZTOF	25:30.0	(8)	5:50.9	(12)		
		SKURZOK, KRZYSZTOF	27:25.5	(16)	9:15.2	(13)		
14	11	SLOVAKIA					1:57:10.4	11:44.8
		CIBULA, IGOR	32:40.8	(18)	4:36.3	(18)		
		KOUDELA, VLASTIMIL	32:09.0	(14)	8:42.6	(17)		
		HURAJT, PAVOL	26:13.8	(11)	9:39.2	(14)		
		BIALEK, MARTIN	26:06.8	(12)	11:44.8	(14)		
15	14	UNITED STATES					1:58:10.0	12:44.4
		WHITNEY, ROBERT	30:02.8	(10)	1:58.3	(10)		
		CASEY, PATRICK	33:45.7	(17)	7:41.3	(14)		
		SKINNER, IAN	27:17.7	(15)	9:41.8	(15)		
		FLORA, LARS	27:03.8	(14)	12:44.4	(15)		
16	16	KOREA					1:59:30.5	14:04.9
		PARK, BYUNG JOO	30:06.3	(11)	2:01.8	(11)		
		YOON, SUNG WDN	33:51.6	(18)	7:50.7	(15)		
		KANG, SUNG TAE	28:28.7	(17)	11:02.2	(16)		
		CHO, JUNG HO	27:03.9	(15)	14:04.9	(16)		
17	17	CROATIA					2:01:53.9	16:28.3
		KUDLIK, MARIJAN	31:54.2	(17)	3:49.7	(17)		
		GALJANIC, ZARKO	33:16.8	(16)	9:03.8	(18)		
		STIMAC, ROBERT	28:04.7	(16)	11:51.3	(17)		
		JURCEVIC, DAMIR	28:38.2	(18)	16:28.3	(17)		
18	18	DENMARK					2:03:45.6	18:20.0
		NIELSEN, TROELS	31:39.3	(16)	3:34.8	(16)		
		PETERSEN, NUKA	32:55.6	(15)	8:27.7	(16)		
		LUNDBLAD, FREDRIK	30:51.3	(18)	14:01.8	(18)		
		THOMSEN, ESBEN	28:19.4	(17)	18:20.0	(18)		



OFFICIAL RESULTS
WEDNESDAY, FEBRUARY 12, 1997
JUNIOR MEN : 10 km CLASSICAL

JURY

Technical Delegate	Jocelyne Schwalm	FRA
Chief of Competition	Tony Daffern	CAN
Chief of Course	Len Gottselig	CAN
Member	Inge Andersen	NOR
Member	Miles Minson	USA

COMPETITION INFORMATION

FIS Points Penalty	35.00	FIS Cross Country Points Rule	4.4.1
Entries	79	Start Time	11:00:30
Started	79	Weather	Cloudy, Wind-Moderate
Not Started	0	Snow Temperature	-6.0 C
Did not Finish: No.	2,67	Air Temperature	-6.0 C
Disqualified: No.	9	Snow Condition	Coarse, Packed, Dry
Finished	77		

TRAIL INFORMATION

Distance	10 km
Height Diff.	102 m
Max Climb	51 m
Total Climb	362 m





1997 WORLD JUNIOR NORDIC SKI CHAMPIONSHIPS



OFFICIAL RESULTS

RESULTATS OFFICIELS

JURY:	TECHNICAL DELEGATE	JOCELYNE SCHWALM	FRA
	CHIEF OF COMPETITION	TONY DAFFERN	CAN
	CHIEF OF COURSE	LEN GOTTSSELIG	CAN
	MEMBER	INGE ANDERSON	NOR
	MEMBER	MILES MINSON	USA

CANMORE NORDIC CENTRE: CANMORE, ALBERTA CANADA
 DATE: FEB.12, 1997 TIME: 11:00

OBS. TIME: 11:00 WIND VEL: MODERATE AIR TEMP:-6 C
 WIND DIR: WEST SNOW TEMP:-6 C
 SNOW COND: COARSE, PACKED, DRY

CLASS: JUNIOR MEN

RANK	BIB#	LICENSE NUM.	NAME	NAT	BIRTH YEAR	FINAL	BEHIND	ADJ. POINTS
1	68	1222782	CARRARA, BRUNO	ITA	1977	0:26:26.9		35.00
2	44	WJ50	BOLCHAKOV, NIKOLAI	RUS	1977	0:27:00.4	33.5	46.39
3	46	1222879	DI SANTO, BIAGO	ITA	1977	0:27:04.1	37.2	47.65
4	32	WJ51	URIATMKOPELI, TIMUR	RUS	1977	0:27:16.1	49.2	51.74
5	36	1218708	BENGTS, MARKUS	FIN	1978	0:27:24.3	57.4	54.53
6	79	1221327	TEICHMANN, AXEL	GER	1979	0:27:25.8	58.9	55.04
7	33	1223170	PALUSELLI, ANDREA	ITA	1977	0:27:26.9	1:00.0	55.41
8	53	1217350	BAUER, LUKAS	CZE	1977	0:27:39.2	1:12.3	59.60
9	37	WJ35	TRONDSSEN, KRISTER	NOR	1978	0:27:39.7	1:12.8	59.77
10	66	1219387	TOPPARI, TIMO	FIN	1978	0:27:44.2	1:17.3	61.30
11	14	1248972	SPANNUTH, RON	GER	1980	0:27:45.7	1:18.8	61.81
12	7	WJ33	HJELMESET, ROAR	NOR	1977	0:27:47.5	1:20.6	62.42
13	73	WJ1	MAYER, MARC	AUT	1978	0:27:50.8	1:23.9	63.55
14	1	WJ53	GOSTJAEV, KONSTANTIN	RUS	1978	0:27:54.8	1:27.9	64.91
15	16	1218805	EMET, RONNIE	FIN	1977	0:27:57.3	1:30.4	65.76
16	61	1175058	KOUKAL, MARTIN	CZE	1978	0:27:58.7	1:31.8	66.23
17	25	1175155	MAGAL, JIRI	CZE	1977	0:28:03.8	1:36.9	67.97
18	51	1218999	KETTUNEN, SAKARI	FIN	1978	0:28:07.1	1:40.2	69.09
19	21	1248390	OSTBERG, FREDRIK	SWE	1979	0:28:09.1	1:42.2	69.77
20	65	1240339	IVANOV, MICHAIL	RUS	1977	0:28:09.9	1:43.0	70.04
21	71	WJ26	VANDEL, LUDOVIC	FRA	1978	0:28:13.8	1:46.9	71.37
22	64	1239078	ELOFSSON, PER	SWE	1977	0:28:16.6	1:49.7	72.32
23	40	1179520	OYAMA, KATSUHIRO	JPN	1978	0:28:17.8	1:50.9	72.73
24	17	1188444	GWERDER, THOMAS	SUI	1977	0:28:20.7	1:53.8	73.72
25	45	WJ3	EDER, JOHANNES	AUT	1979	0:28:26.8	1:59.9	75.80
26	4	1248293	SODERGREN, ANDERS	SWE	1977	0:28:29.6	2:02.7	76.75
27	74	1187377	RUPNIK, VASJA	SLO	1977	0:28:30.3	2:03.4	76.99
28	47	1178162	ANGERER, TOBIAS	GER	1977	0:28:41.9	2:15.0	80.93
29	76	1225886	OSHIMA, YUTAKA	JPN	1978	0:28:42.0	2:15.1	80.97
30	3	1248689	TEMPER, TOMAS	CZE	1977	0:28:42.5	2:15.6	81.14
31	49	1239175	DAHLSTEN, STEFAN	SWE	1977	0:28:47.9	2:21.0	82.98
32	12	1223364	DE BERTOLIS, BRUNO	ITA	1978	0:28:52.0	2:25.1	84.37
33	31	1189317	SCHOCHER, CHRISTIAN	SUI	1977	0:28:55.3	2:28.4	85.49
34	11	WJ24	GAMBY, MICKAEL	FRA	1979	0:29:00.6	2:33.7	87.30
35	63	1189705	WENGER, SVEN	SUI	1977	0:29:01.6	2:34.7	87.64

February 12, 1997 - 13:21:21

Results by: DAKTRONICS, INC.

Page - 1




Canmore Nordic Centre
ROCKY MOUNTAIN SKI LODGE


CLASS: JUNIOR MEN

RANK	BIB#	LICENSE NUM.	NAME	NAT	TEAM/CLUB	FINAL	BEHIND	POINTS
36	5	WJ60	KOUDELA, VLASTIMIL	SVK	1978	0:29:13.0	2:46.1	91.52
37	42	1178841	KOMAMURA, SHUNSUKE	JPN	1979	0:29:13.2	2:46.3	91.58
* 38	19	WJ12	MACKAY, JEFF	CAN	1977	0:29:17.5	2:50.6	93.05
39	24	1178453	WAGNER, ULI	GER	1977	0:29:18.6	2:51.7	93.42
40	39	WJ59	BIALEK, MARTIN	SVK	1978	0:29:25.4	2:58.5	95.74
41	77	1248487	WHITNEY, ROBERT	USA	1979	0:29:27.4	3:00.5	96.42
42	56	1220357	MARECHAL, NICOLAS	FRA	1977	0:29:30.6	3:03.7	97.51
43	69	1231609	KUBIESA, KRZYSZTOF	POL	1977	0:29:34.5	3:07.6	98.83
* 44	75	WJ11	KUHN, STEFAN	CAN	1979	0:29:37.1	3:10.2	99.72
45	29	1140138	BORCA, DANIEL	RUM	1977	0:29:49.5	3:22.6	103.94
* 46	43	1251591	CHURCHILL, LEE	CAN	1977	0:29:55.5	3:28.6	105.98
47	54	1228796	BJERKELI, HAAVARD	NOR	1977	0:29:57.3	3:30.4	106.59
48	62	WJ36	TURTVEIT, LARS-TORE	NOR	1979	0:30:00.5	3:33.6	107.68
49	41	1235780	STEINER, ARMON	SUI	1978	0:30:07.2	3:40.3	108.96
50	22	WJ2	SCHWARZ, ALEXANDER	AUT	1978	0:30:08.3	3:41.4	110.33
51	57	WJ62	NOVAK, ALES	SLO	1978	0:30:10.4	3:43.5	116.05
52	78	WJ57	CIBULA, IGOR	SVK	1978	0:30:16.8	3:49.9	113.23
53	52	1226759	PARK, BYUNG JOO	KOR	1979	0:30:30.5	4:03.6	117.89
54	8	1172148	SHIMADA, TAKEHIKO	JPN	1977	0:30:34.7	4:07.8	119.32
55	60	WJ40	KACZMARZYK, MAREK	POL	1979	0:30:37.5	4:10.6	120.27
56	50	WJ58	HURAJT, PAVOL	SVK	1978	0:30:46.1	4:19.2	123.20
57	27	1219872	BARBIER, FREDERIC	FRA	1977	0:30:48.3	4:21.4	123.95
58	34	WJ19	STIMAC, ROBERT	CRO	1980	0:30:56.2	4:29.3	126.63
* 59	35	1248875	JEWETT, GORD	CAN	1978	0:31:10.2	4:43.3	131.40
60	13	1156240	SKINNER, IAN	USA	1977	0:31:14.1	4:47.2	132.73
61	72	1202121	PETERSEN, NUKA	DAN	1978	0:31:25.0	4:58.1	136.43
61	6	WJ4	PINTER, JURGEN	AUT	1979	0:31:25.0	4:58.1	136.43
63	23	WJ41	GRACZ, BOGUSKAW	POL	1977	0:31:36.5	5:09.6	140.35
64	48	WJ17	KUDLIK, MARIJAN	CRO	1978	0:31:45.2	5:18.3	143.31
65	55	1202509	CASEY, PATRICK	USA	1977	0:31:46.1	5:19.2	143.61
66	38	1249069	MURRAY, PAUL	AUS	1977	0:31:47.3	5:20.4	144.02
67	30	1175737	NIELSEN, TROELS	DAN	1977	0:32:14.7	5:47.8	153.35
68	59	WJ27	LATROMPETTE, YANN BA	HUN	1977	0:32:18.2	5:51.3	154.54
69	20	WJ20	CHO, JUNG HO	KOR	1978	0:32:33.7	6:06.8	159.81
70	26	1196883	FLORA, LARS	USA	1978	0:32:54.4	6:27.5	166.86
71	28	WJ31	PRANAUSKAS, AURIMAS	LIT	1978	0:33:00.2	6:33.3	168.83
72	15	WJ30	KANG, SUNG TAE	KOR	1979	0:33:03.4	6:36.5	169.92
73	10	WJ18	JURCEVIC, DAMIR	CRO	1978	0:33:15.4	6:48.5	174.00
74	70	1216865	GALJANIC, ZARKO	CRO	1978	0:33:21.7	6:54.8	176.15
75	18	1250330	MILES, JIM	AUS	1978	0:34:16.5	7:49.6	194.79
76	58	WJ20	LUNDBLAD, FREDRIK	DAN	1978	0:37:01.6	10:34.7	250.97
DNF	2	1173409	THOMSEN, ESBEN	DAN	1977			
DNF	67	1226662	YOON, SUNG WON	KOR	1978			
DSQ	9	WJ42	SKURZOK, KRZYSZTOF	POL	1978			

TECHNICAL DELEGATE



COMPETITION SECRETARY



02.12.97



OFFICIAL RESULTS
WEDNESDAY, FEBRUARY 12, 1997
JUNIOR WOMEN : 5 km CLASSICAL

JURY

Technical Delegate	Jocelyne Schwalm	FRA
Chief of Competition	Tony Daffern	CAN
Chief of Course	Len Gottselig	CAN
Member	Inge Andersen	NOR
Member	Miles Minson	USA

COMPETITION INFORMATION

FIS Points Penalty	35.00	FIS Cross Country Points Rule	4.4.1
Entries	67	Start Time	10:00:30
Started	67	Weather	Cloudy, Wind-Moderate
Not Started	0	Snow Temperature	-7.0 C
Did not Finish: No.	26, 35	Air Temperature	-5.0 C
Finished	65	Snow Condition	Coarse, Packed, Dry

TRAIL INFORMATION

Distance	5 km
Height Diff.	50 m
Max Climb	37 m
Total Climb	220 m



1997 WORLD JUNIOR NORDIC SKI CHAMPIONSHIPS



OFFICIAL RESULTS

RESULTATS OFFICIELS

JURY:	TECHNICAL DELEGATE	JOCELYNE SCHWALM	FRA
	CHIEF OF COMPETITION	TONY DAFFERN	CAN
	CHIEF OF COURSE	LEN GOTTSSELIG	CAN
	MEMBER	INGE ANDERSON	NOR
	MEMBER	MILES MINSON	USA

CANMORE NORDIC CENTRE: CANMORE, ALBERTA, CANADA
 DATE: FEB.12, 1997 TIME: 10:00 AM

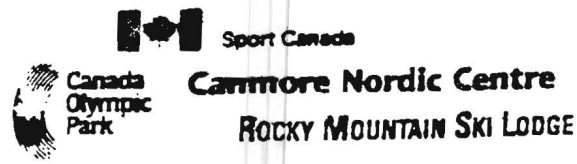
OBS. TIME: 10:00 WIND VEL: MODERATE AIR TEMP:-5 C
 WIND DIR: WEST SNOW TEMP:-7 C
 SNOW COND: COARSE, PACKED, DRY

CLASS: JUNIOR WOMEN

RANK	BIB#	LICENSE NUM.	NAME	NAT	BIRTH YEAR	FINAL	BEHIND	ADJ.POINTS
1	61	1094063	SMIGUN, KRISTINA	EST	1977	0:14:28.7		35.00
2	46	1218223	RAUHALA, MARI	FIN	1977	0:14:50.7	22.0	48.67
3	6	1218514	TARUAINEN, PIIA	FIN	1978	0:14:52.7	24.0	49.91
4	34	1175834	SMIGUN, KATRIN	EST	1979	0:14:58.1	29.4	53.27
5	29	1218126	PUUKILAINEN, MAIJA	FIN	1977	0:15:01.1	32.4	55.14
6	62	1174476	KOCUMOVA, ZUZANA	CZE	1979	0:15:01.8	33.1	55.57
7	32	1130923	HANUSOVA, KATERINA	CZE	1977	0:15:04.7	36.0	57.37
8	39	1203576	ROALDSET, MARIT	NOR	1977	0:15:06.9	38.2	58.74
9	38	WJ28	LONGA, MARIANNA	ITA	1979	0:15:07.4	38.7	59.05
10	30	1203673	SCHEI, ROENNAUG	NOR	1977	0:15:10.2	41.5	60.79
11	55	1227632	GLOMSAAS, HILDE	NOR	1978	0:15:13.9	45.2	63.09
12	67	1138780	SANTER, SASKIA	ITA	1977	0:15:16.2	47.5	64.52
13	51	1133639	ROTH, RAMONA	GER	1977	0:15:17.2	48.5	65.14
14	57	1109001	SENTELER, ANDREA	SUI	1977	0:15:17.3	48.6	65.21
15	60	WJ43	LAZSKAI, MARINA	RUS	1978	0:15:20.0	51.3	66.88
16	24	1174670	RAJDLOVA, KAMILA	CZE	1978	0:15:24.1	55.4	69.43
17	22	1180878	COSNER, LORENZA	ITA	1978	0:15:26.0	57.3	70.61
18	45	1243055	HANDLER, MARIANA	SWE	1980	0:15:29.0	1:00.3	72.48
19	48	1191354	ROCHAT, LAURENCE	SUI	1979	0:15:31.9	1:03.2	74.28
20	53	1224625	HOSODA, AYUMI	JPN	1978	0:15:36.8	1:08.1	77.33
21	58	1211830	RISSANEN, ELINA	FIN	1977	0:15:37.4	1:08.7	77.70
22	40	WJ61	MAJDIC, PETRA	SLO	1979	0:15:41.0	1:12.3	79.94
23	63	1237526	EKBERG, LOTTA	SWE	1977	0:15:41.1	1:12.4	80.00
24	21	1241212	GERHARDSSON, SANDRA	SWE	1977	0:15:45.1	1:16.4	82.49
25	3	1138877	FOLLIS, ARIANNA	ITA	1977	0:15:45.6	1:16.9	82.80
26	4	1240436	BURUHINA, ELENA	RUS	1977	0:15:45.9	1:17.2	82.98
27	11	1242958	ORSTIG, EMELIE	SWE	1978	0:15:46.7	1:18.0	83.43
*28	36	1205322	HAYMAN, MELISSA	CAN	1978 <i>23.26</i>	0:15:47.9	1:19.2	84.23
29	31	1138101	OGUCHI, NATSUMI	JPN	1977	0:15:48.1	1:19.4	84.35
30	42	WJ44	LAZUTKINA, ELENA	RUS	1978	0:15:49.4	1:20.7	85.16
31	44	1225304	YAGI, TAKAKO	JPN	1977	0:15:54.3	1:25.6	88.21

February 12, 1997 - 13:15:37

Results by: DAKTRONICS, INC. Page - 1





1997 WORLD JUNIOR NORDIC SKI CHAMPIONSHIP

CLASS: JUNIOR WOMEN

1/5

RANK	BIB#	LICENSE NUM.	NAME	NAT	BIRTH YEAR	FINAL	BEHIND	ADJ. POINTS
32	18	1220745	KAEMPF, MANDY	GER	1978	0:15:55.7	1:27.0	89.08
33	8	1247129	TITSCHER, MARTINA	GER	1978	0:16:06.8	1:38.1	95.98
34	15	WJ56	BUDVESELOVA, KATARIN	SVK	1978	0:16:14.7	1:46.0	100.89
35	65	WJ55	ORAVCOVA, IVANA	SVK	1977	0:16:15.9	1:47.2	101.63
36	54	1186116	SURDYKA, ELIZA	POL	1977	0:16:16.0	1:47.3	101.69
* 37	27	1205419	FORTIER, AMANDA	CAN	1978 90.51	0:16:16.7	1:48.0	102.13
38	66	1216962	GRUDICEK, DIJANA	CRO	1978	0:16:16.9	1:48.2	102.25
39	23	WJ45	KAZAKUL, OLGA	RUS	1979	0:16:17.4	1:48.7	102.56
40	59	1186989	MALI, ANDREJA	SLO	1977	0:16:17.8	1:49.1	102.81
41	14	1203770	STENVOLD, INGERID	NOR	1977	0:16:23.5	1:54.8	103.36
42	41	WJ22	QUESNEL, CAROLINE	FRA	1979	0:16:25.9	1:57.2	107.85
43	64	WJ21	BOIRE-JEANPIERRE, YO	FRA	1979	0:16:26.0	1:57.3	107.91
44	37	WJ39	WROBEL, ALEKSANDRA	POL	1978	0:16:30.7	2:02.0	110.83
45	10	1217156	BALATKOVA, HELENA	CZE	1979	0:16:32.8	2:04.1	112.14
46	7	1224528	HIRANO, AKEMI	JPN	1977	0:16:39.9	2:11.2	116.55
47	2	1191063	REBETEZ, CORINNE	SUI	1978	0:16:41.1	2:12.4	117.30
48	25	1219581	GUILLEMAIN, STEPHANI	FRA	1977	0:16:43.8	2:15.1	118.98
* 49	52	1241309	MORAN, TARA	CAN	1977 87.57	0:16:49.5	2:20.8	122.52
50	16	1108710	KESSLER, NATHALIE	SUI	1977	0:16:54.6	2:25.9	125.69
51	49	WJ15	VALJAN, MARTINA	CRO	1979	0:16:59.0	2:30.3	128.42
52	12	1196689	WAPPETT, HAILEY	USA	1977	0:17:03.8	2:35.1	131.41
53	28	1195107	JONES, BARB	USA	1977	0:17:06.8	2:38.1	133.27
54	1	1219484	COPPEL, LAURENCE	FRA	1977	0:17:09.9	2:41.2	135.20
55	19	1169723	NEGELE, MARTINA	LIE	1978	0:17:19.1	2:50.4	140.92
56	47	1237429	ROHACOVA, RADOGLAVA	SVK	1977	0:17:21.0	2:52.3	142.10
57	43	1088340	LAZARUT, MONICA	RUM	1977	0:17:22.8	2:54.1	143.22
* 58	9	WJ8	CRITCHLEY, CLAIRE	CAN	1981 84.55	0:17:38.0	3:09.3	152.67
59	56	1196010	JODER, KRISTINA	USA	1978	0:17:38.2	3:09.5	152.79
60	13	1217059	BRISKI, IVANA	CRO	1979	0:17:40.0	3:11.3	153.91
61	5	WJ37	KUBIESA, BARBARA	POL	1977	0:17:48.7	3:20.0	159.32
62	50	1182818	STRAUB, ELSBETH	NED	1979	0:17:53.5	3:24.8	162.30
63	20	1182721	STRAUB, ANNEMARIE	NED	1977	0:17:56.7	3:28.0	164.29
64	17	WJ16	PAVIC, KLAUDIJA	CRO	1979	0:18:08.3	3:39.6	171.50
65	33	1143630	BENOIT, TESSA	USA	1977	0:19:10.3	4:41.6	210.04
DNF	35	1213761	KLAUS, ISABELL	GER	1978			
DNF	26	WJ38	MICHALEK, MALGORZATA	POL	1977			

TECHNICAL DELEGATE

COMPETITION SECRETARY

J. J. 12 TH

February 12, 1997 - 13:15:41

Results by: DAKTRONICS, INC. Page - 2



OFFICIAL RESULTS

RESULTATS OFFICIEUX

JURY: TECHNICAL DELEGATE JOCELYNE SCHWALM FRA
 CHIEF OF COMPETITION TONY DAFFERN CAN
 CHIEF OF COURSE LEN GOTTSSELIG CAN
 MEMBER ALBERT VAHRUSHEV RUS
 MEMBER DIEGO MARANETTO ITA

CANMORE NORDIC CENTRE: CANMORE, ALBERTA, CANADA
 DATE: FEBRUARY 16, 1997 TIME: 0:9:30

OBS. TIME: WIND VEL: MODERATE AIR TEMP: +7 WEATHER: SUNNY
 WIND DIR: WEST SNOW TEMP: 0
 SNOW COND: COARSE

CLASS: JUNIOR WOMEN

RANK	BIB#	LICENSE NUM.	NAME	NAT	BIRTH YEAR	0.0-15.0 KM	FINAL	BEHIND	ADJ POINTS
1	36	1094063	SMIGUN, KRISTINA	EST	1977	0:43:45.7 (1)	0:43:45.7		35.00
2	26	1175834	SMIGUN, KATRIN	EST	1979	0:44:09.5 (2)	0:44:09.5	23.8	39.89
3	42	WJ46	KOLESNIKOVA, TATTIANA	RUS	1977	0:44:14.8 (3)	0:44:14.8	29.1	40.98
4	18	WJ43	LAZSKAI, MARINA	RUS	1978	0:44:25.4 (4)	0:44:25.4	39.7	43.16
5	33	1174476	KOCUMOVA, ZUZANA	CZE	1979	0:44:55.1 (5)	0:44:55.1	1:09.4	49.27
6	64	1237526	EKBERG, LOTTA	SWE	1977	0:44:58.9 (6)	0:44:58.9	1:13.2	50.05
7	63	1240436	BURUHINA, ELENA	RUS	1977	0:45:00.0 (7)	0:45:00.0	1:14.3	50.28
8	59	1138877	FOLLIS, ARIANNA	ITA	1977	0:45:15.4 (8)	0:45:15.4	1:29.7	53.28
9	23	1241212	GERHARDSSON, SANDRA	SWE	1977	0:45:19.4 (9)	0:45:19.4	1:33.7	54.27
10	54	1133542	ERHARD, LENA	GER	1977	0:45:25.2 (10)	0:45:25.2	1:39.5	55.46
11	27	1203673	SCH EI, ROENNAUG	NOR	1977	0:45:29.8 (11)	0:45:29.8	1:44.1	51.40
12	5	1218029	JUNTUNEN, SALLA	FIN	1977	0:45:31.1 (12)	0:45:31.1	1:45.4	51.67
13	15	1211830	RISSANEN, ELINA	FIN	1977	0:45:36.7 (13)	0:45:36.7	1:51.0	52.82
14	53	1186989	MALI, ANDREJA	SLO	1977	0:45:43.8 (14)	0:45:43.8	1:58.1	59.28
15	48	1138780	SANTER, SASKIA	ITA	1977	0:45:46.9 (15)	0:45:46.9	2:01.2	59.92
16	49	1130923	HANUSOVA, KATERINA	CZE	1977	0:45:59.8 (16)	0:45:59.8	2:14.1	62.57
17	22	1109001	SENTELER, ANDREA	SUI	1977	0:46:07.6 (17)	0:46:07.6	2:21.9	64.18
18	50	1218514	TARVAINEN, PIIA	FIN	1978	0:46:14.1 (18)	0:46:14.1	2:28.4	65.51
19	17	1180878	COSNER, LORENZA	ITA	1978	0:46:14.5 (19)	0:46:14.5	2:28.8	65.60
20	60	1224625	HOSODA, AYUMI	JPN	1978	0:46:20.3 (20)	0:46:20.3	2:34.6	66.79
21	20	1220745	KAEMPF, MANDY	GER	1978	0:46:20.5 (21)	0:46:20.5	2:34.8	66.83
22	1	1250524	GENUIN, MAGDA	ITA	1979	0:46:22.3 (22)	0:46:22.3	2:36.6	67.20
*23	56	1205419	FORTIER, AMANDA	CAN	1978 <i>ay.a</i>	0:46:23.3 (23)	0:46:23.3	2:37.6	67.41
24	46	1133639	ROTH, RAMONA	GER	1977	0:46:23.4 (24)	0:46:23.4	2:37.7	67.43
25	24	1219581	GUILLEMAIN, STEPHANI	FRA	1977	0:46:24.8 (25)	0:46:24.8	2:39.1	67.72
26	38	1138101	OGUCHI, NATSUMI	JPN	1977	0:46:46.0 (26)	0:46:46.0	3:00.3	72.08
27	7	1247129	TITSCHER, MARTINA	GER	1978	0:46:53.6 (27)	0:46:53.6	3:07.9	73.64
28	37	WJ39	WROBEL, ALEKSANDRA	POL	1978	0:46:55.5 (28)	0:46:55.5	3:09.8	74.03
28	47	1203576	ROALDSET, MARIT	NOR	1977	0:46:55.5 (28)	0:46:55.5	3:09.8	74.03
30	16	1225304	YAGI, TAKAKO	JPN	1977	0:46:56.5 (30)	0:46:56.5	3:10.8	74.23
31	55	WJ32	PETTERSEN, HANNE	NOR	1978	0:47:05.0 (31)	0:47:05.0	3:19.3	75.98


CLASS: JUNIOR WOMEN

RANK	BIB#	LICENSE NUM.	NAME	NAT	BIRTH YEAR	0.0-15.0 KM	FINAL	BEHIND	ADJ. POINTS
32	51	1191354	ROCHAT, LAURENCE	SUI	1979	0:47:14.1 (32)	0:47:14.1	3:28.4	77.85
33	34	1263055	HANDLER, MARIANA	SWE	1980	0:47:15.8 (33)	0:47:15.8	3:30.1	78.20
34	6	1203479	BRAATHEN KAMILLA	NOR	1977	0:47:16.0 (34)	0:47:16.0	3:30.3	78.25
35	12	1108710	KESSLER, NATHALIE	SUI	1977	0:47:32.1 (35)	0:47:32.1	3:46.4	81.56
36	4	1224528	HIRANO, AKEMI	JPN	1977	0:47:35.1 (36)	0:47:35.1	3:49.4	82.17
* 37	40	1241309	MORAN, TARA	CAN	1977 <i>02.20</i>	0:47:44.1 (37)	0:47:44.1	3:58.4	84.02
38	8	1174670	RAJDLOVA, KAMILA	CZE	1978	0:47:46.4 (38)	0:47:46.4	4:00.7	84.50
39	30	1088340	LAZARUT, MONICA	RUM	1977	0:47:50.4 (39)	0:47:50.4	4:04.7	85.32
40	2	1243152	OLSSON, JENNY	SWE	1979	0:48:01.5 (40)	0:48:01.5	4:15.8	87.60
41	14	WJ48	KITAIKINA, ELENA	RUS	1978	0:48:27.0 (41)	0:48:27.0	4:41.3	92.85
42	41	WJ56	BUDVESELOVA, KATARIN	SVK	1978	0:48:27.2 (42)	0:48:27.2	4:41.5	92.89
43	19	1196689	WAPPETT, HAILEY	USA	1977	0:48:48.6 (43)	0:48:48.6	5:02.9	97.29
44	44	1195107	JONES, BARB	USA	1977	0:48:48.6 (43)	0:48:48.6	5:02.9	97.29
45	62	1248778	BACHMANN, FLURINA	SUI	1979	0:48:49.2 (45)	0:48:49.2	5:03.5	97.41
46	35	WJ61	MAJDIC, PETRA	SLO	1979	0:48:52.8 (46)	0:48:52.8	5:07.1	98.15
47	39	1216962	GRUDICEK, DIJANA	CRO	1978	0:48:57.2 (47)	0:48:57.2	5:11.5	99.06
48	58	WJ23	VINCENDET, VIRGINIE	FRA	1979	0:49:41.9 (48)	0:49:41.9	5:56.2	108.25
49	13	1196010	JODER, KRISTINA	USA	1978	0:49:51.5 (49)	0:49:51.5	6:05.8	108.23
50	43	WJ22	QUESNEL, CAROLINE	FRA	1979	0:50:06.1 (50)	0:50:06.1	6:20.4	113.23
51	52	1248584	CERNA, JITKA	CZE	1977	0:50:09.3 (51)	0:50:09.3	6:23.6	113.89
52	21	WJ37	KUBIESA, BARBARA	POL	1977	0:50:12.5 (52)	0:50:12.5	6:26.8	114.54
53	61	WJ55	ORAVCOVA, IVANA	SVK	1977	0:50:19.2 (53)	0:50:19.2	6:33.5	115.92
54	32	1169723	NEGELE, MARTINA	LIE	1978	0:50:43.2 (54)	0:50:43.2	6:57.5	120.86
55	3	1219484	COPPEL, LAURENCE	FRA	1977	0:50:56.9 (55)	0:50:56.9	7:11.2	123.68
56	29	WJ15	VALJAN, MARTINA	CRO	1979	0:51:38.6 (56)	0:51:38.6	7:52.9	132.25
* 57	31	1205322	HAYMAN, MELISSA	CAN	1978 <i>84.94</i>	0:51:51.7 (57)	0:51:51.7	8:06.0	134.95
58	25	1237429	ROHACOVA, RADOSLAVA	SVK	1977	0:51:52.2 (58)	0:51:52.2	8:06.5	135.05
* 59	10	1251785	PENTILLA, PIRKKO	CAN	1978 <i>83.85</i>	0:52:32.4 (59)	0:52:32.4	8:46.7	143.32
60	28	1182818	STRAUB, ELSEBETH	NED	1979	0:52:42.3 (60)	0:52:42.3	8:56.6	145.35
61	45	1182721	STRAUB, ANNEMARIE	NED	1977	0:52:49.7 (61)	0:52:49.7	9:04.0	146.87
62	9	1217059	BRISKI, IVANA	CRO	1979	0:53:56.5 (62)	0:53:56.5	10:10.8	160.61
DNS	11	WJ38	MICHALEK, MALGORZATA	POL	1977				
DNF	57	1186116	SURDYKA, ELIZA	POL	1977				
DNF	65	1143630	BENOIT, TESSA	USA	1977				

Technical Delegate



Competition Secretary



OFFICIAL RESULTS

RESULTATS OFFICIELS

JURY: TECHNICAL DELEGATE
CHIEF OF COMPETITION
CHIEF OF COURSE
MEMBER
MEMBER

JOCELYNE SCHWALM FRA
TONY DAFFERN CAN
LEN GOTTSSELIG CAN
ALBERT VAHRUSHEY RUS
DIEGO MARANETTO ITA

CANMORE NORDIC CENTRE: CANMORE, ALBERTA, CANADA
DATE: FEBRUARY 16, 1997 TIME: 11:00

OBS. TIME: WIND VEL: MODERATE AIR TEMP: +13 WEATHER: SUNNY
WIND DIR: WEST SNOW TEMP: 0
SNOW COND: COARSE

CLASS: JUNIOR MEN

RANK	BIB#	LICENSE NUM.	NAME	NAT	BIRTH YEAR	0.0-15.0 KM	15.0-30.0 KM	FINAL	BEHIND	ADJ. POINTS
1	77	1239078	ELOFSSON, PER	SWE	1977	0:39:22.3 (1)	0:41:24.0 (1)	1:20:46.3		35.00
2	69	1217350	BAUER, LUKAS	CZE	1977	0:40:29.8 (3)	0:42:23.2 (2)	1:22:53.0	2:06.7	49.11
3	31	1175058	KOUKAL, MARTIN	CZE	1978	0:40:25.2 (2)	0:42:49.8 (5)	1:23:15.0	2:28.7	51.56
4	56	1175155	MAGAL, JIRI	CZE	1977	0:40:46.2 (4)	0:42:40.7 (4)	1:23:26.9	2:40.6	52.89
5	68	1218902	KATTILAKOSKI, TEEMU	FIN	1977	0:41:01.5 (5)	0:42:25.7 (3)	1:23:27.2	2:40.9	52.92
6	24	1222879	DI SANTO, BIAGIO	ITA	1977	0:41:08.1 (6)	0:43:14.5 (6)	1:24:22.6	3:36.3	59.10
7	25	WJ54	NIKITENKO, ALEXANDRE	RUS	1978	0:41:12.4 (8)	0:43:18.5 (7)	1:24:30.9	3:44.6	60.02
8	63	1222782	CARRARA, BRUNO	ITA	1977	0:41:08.4 (7)	0:43:29.4 (8)	1:24:37.8	3:51.5	60.79
9	75	1221327	TEICHMANN, AXEL	GER	1979	0:41:23.6 (10)	0:43:33.3 (9)	1:24:56.9	4:10.6	62.92
10	73	1231609	KUBIESA, KRZYSZTOF	POL	1977	0:41:23.3 (9)	0:43:56.4 (10)	1:25:19.7	4:33.4	65.46
11	60	1222976	GRANDELIS, TULLIO	ITA	1977	0:41:50.3 (11)	0:44:16.9 (17)	1:26:07.2	5:20.9	70.75
12	38	1230542	SKAAREN, ARVE	NOR	1977	0:41:57.3 (12)	0:44:14.9 (15)	1:26:12.2	5:25.9	71.31
13	35	WJ3	EDER, JOHANNES	AUT	1979	0:42:18.0 (13)	0:44:03.1 (13)	1:26:21.1	5:34.8	72.30
14	1	1223267	PASINI, RENATO	ITA	1977	0:42:24.9 (15)	0:43:58.9 (12)	1:26:23.8	5:37.5	72.60
15	26	1187377	RUPNIK, VASJA	SLO	1977	0:42:18.8 (14)	0:44:07.1 (14)	1:26:25.9	5:39.6	72.84
16	51	1220357	MARECHAL, NICOLAS	FRA	1977	0:42:30.0 (18)	0:43:56.9 (11)	1:26:26.9	5:40.6	72.95
17	45	WJ51	URIATMKOPELI, TIMUR	RUS	1977	0:42:27.8 (16)	0:44:15.6 (16)	1:26:43.4	5:57.1	74.78
18	52	WJ34	HOFSTAD, TORE RUUD	NOR	1979	0:42:46.5 (23)	0:44:35.7 (19)	1:27:22.2	6:35.9	79.11
19	47	1218708	BENGTS, MARKUS	FIN	1978	0:42:55.9 (27)	0:44:26.5 (18)	1:27:22.4	6:36.1	79.13
20	74	WJ52	CHTCHOUTCKINE, SERGE	RUS	1978	0:42:41.4 (22)	0:44:42.3 (20)	1:27:23.7	6:37.4	79.28
21	23	1248487	WHITNEY, ROBERT	USA	1979	0:42:35.2 (20)	0:44:50.1 (22)	1:27:25.3	6:39.0	79.45
22	6	1228796	BJERKELI, HAAVARD	NOR	1977	0:42:39.6 (21)	0:44:51.5 (23)	1:27:31.1	6:44.8	80.10
23	53	1243249	JARNEDE, MARCUS	SWE	1977	0:42:54.1 (25)	0:44:47.0 (21)	1:27:41.1	6:54.8	81.21
24	15	1248196	SODERGREN, PER	SWE	1977	0:43:01.0 (29)	0:44:52.3 (24)	1:27:53.3	7:07.0	82.57
25	4	1240339	IVANOV, MICHAIL	RUS	1977	0:42:49.5 (24)	0:45:17.9 (26)	1:28:07.4	7:21.1	84.14
26	39	1178162	ANGERER, TOBIAS	GER	1977	0:42:32.0 (19)	0:45:51.3 (34)	1:28:23.3	7:37.0	85.92
27	37	1188444	GWERDER, THOMAS	SUI	1977	0:42:29.3 (17)	0:45:56.0 (36)	1:28:25.3	7:39.0	86.14
28	21	1218999	KETTUNEN, SAKARI	FIN	1978	0:43:06.1 (30)	0:45:31.8 (27)	1:28:37.9	7:51.6	87.54
29	76	WJ36	TURTVEIT, LARS-TORE	NOR	1979	0:43:06.7 (32)	0:45:34.5 (30)	1:28:41.2	7:54.9	87.91
30	50	1178453	WAGNER, ULI	GER	1977	0:43:00.6 (28)	0:45:48.0 (33)	1:28:48.6	8:02.3	58.74
31	10	1218805	EMET, RONNIE	FIN	1977	0:43:40.6 (40)	0:45:12.3 (25)	1:28:52.9	8:06.6	89.21

Official
Junior
Men's
30K

CLASS: JUNIOR MEN

RANK	BIB#	LICENSE NUM.	NAME	NAT	BIRTH YEAR	0.0-15.0 KM	15.0-30.0 KM	FINAL	BEHIND	ADJ. POINT
32	54	WJ1	MAYER, MARC	AUT	1978	0:43:28.4 (37)	0:45:35.7 (31)	1:29:04.1	8:17.8	90.46
33	62	WJ25	JULIEN, DAVID	FRA	1978	0:43:07.7 (33)	0:45:57.1 (37)	1:29:04.8	8:18.5	90.54
34	70	WJ58	HURAJT, PAVOL	SVK	1978	0:42:55.0 (26)	0:46:19.2 (41)	1:29:14.2	8:27.9	91.19
35	58	WJ59	BIALEK, MARTIN	SVK	1978	0:43:42.8 (42)	0:45:32.4 (28)	1:29:15.2	8:28.9	91.70
36	65	1202509	CASEY, PATRICK	USA	1977	0:43:23.7 (36)	0:45:51.7 (35)	1:29:15.4	8:29.1	91.72
37	16	WJ26	VANDEL, LUDOVIC	FRA	1978	0:43:32.2 (38)	0:45:45.9 (32)	1:29:18.1	8:31.8	92.02
38	11	WJ57	CIBULA, IGOR	SVK	1978	0:43:11.4 (34)	0:46:20.4 (42)	1:29:31.8	8:45.5	93.55
39	7	1189317	SCHOCHER, CHRISTIAN	SUI	1977	0:43:06.6 (31)	0:46:26.8 (44)	1:29:33.4	8:47.1	93.73
40	59	1189705	WENGER, SVEN	SUI	1977	0:43:20.9 (35)	0:46:17.9 (40)	1:29:38.8	8:52.5	94.33
41	66	WJ5	SEIDL, HERBERT	AUT	1978	0:43:42.0 (41)	0:46:15.0 (39)	1:29:57.0	9:10.7	96.36
42	33	WJ41	GRACZ, BOGUSLAW	POL	1977	0:43:45.8 (44)	0:46:13.6 (38)	1:29:59.4	9:13.1	96.62
43	9	WJ2	SCHWARZ, ALEXANDER	AUT	1978	0:44:56.6 (56)	0:45:34.3 (29)	1:30:30.9	9:44.6	100.13
44	32	1140138	BORCA, DANIEL	RUM	1977	0:43:52.1 (45)	0:46:52.8 (46)	1:30:44.9	9:58.6	101.69
45	18	1172148	SHIMADA, TAKEHIKO	JPN	1977	0:44:21.5 (48)	0:46:34.2 (45)	1:30:55.7	10:09.4	102.90
*	46	17 1251688 ^{90.39}	AYERS, ARTHUR	CAN	1977	0:44:39.4 (50)	0:46:23.9 (43)	1:31:03.3	10:17.0	103.74
47	29	1239175	DAHLSTEN, STEFAN	SWE	1977	0:43:45.7 (43)	0:47:21.0 (49)	1:31:06.7	10:20.4	104.12
48	30	1178841	KOMAMURA, SHUNSUKE	JPN	1979	0:43:38.6 (39)	0:47:42.3 (51)	1:31:20.9	10:34.6	105.71
*	49	42 WJ14 ^{99.84}	JEFFRIES, CHRIS	CAN	1978	0:44:26.4 (49)	0:47:10.0 (47)	1:31:36.4	10:50.1	107.43
50	55	1225886	OSHIMA, YUTAKA	JPN	1978	0:44:09.1 (47)	0:47:53.1 (52)	1:32:02.2	11:15.9	110.31
51	78	1189511	TRACHSEL, SIMON	SUI	1977	0:44:51.6 (54)	0:47:13.7 (48)	1:32:05.3	11:19.0	110.65
*	52	71 1248875 ^{98.90}	JEWETT, GORD	CAN	1978	0:43:59.6 (46)	0:48:30.7 (58)	1:32:30.3	11:44.0	113.44
53	72	1179520	OYAMA, KATSUHIRO	JPN	1978	0:44:43.7 (52)	0:48:01.1 (54)	1:32:44.8	11:58.5	115.05
54	43	1196883	FLORA, LARS	USA	1978	0:44:44.9 (53)	0:48:00.7 (53)	1:32:45.6	11:59.3	115.14
55	3	1246644	SCHMIEDER, PHILIPP	GER	1979	0:45:23.3 (59)	0:47:24.1 (50)	1:32:47.4	12:01.1	115.34
56	2	1248689	TEMPIR, TOMAS	CZE	1977	0:45:04.7 (57)	0:48:06.2 (56)	1:33:10.9	12:24.6	117.96
57	48	WJ20	CHO, JUNG HO	KOR	1978	0:44:54.3 (55)	0:48:19.2 (57)	1:33:13.5	12:27.2	118.25
58	49	WJ40	KACZMARZYK, MAREK	POL	1979	0:45:26.0 (60)	0:48:01.8 (55)	1:33:27.8	12:41.5	119.85
59	5	WJ42	SKURZOK, KRZYSZTOF	POL	1978	0:46:12.6 (65)	0:48:34.5 (59)	1:34:47.1	14:00.8	128.68
60	41	WJ19	STIMAC, ROBERT	CRO	1980	0:45:46.2 (63)	0:49:03.3 (60)	1:34:49.5	14:03.2	128.95
61	57	WJ62	NOVAK, ALES	SLO	1978	0:45:42.1 (61)	0:49:39.5 (62)	1:35:21.6	14:35.3	132.53
62	13	1156240	SKINNER, IAN	USA	1977	0:46:10.6 (64)	0:49:28.0 (61)	1:35:38.6	14:52.3	134.42
63	27	WJ60	KOUDELA, VLASTIMIL	SVK	1978	0:44:41.9 (51)	0:51:07.2 (67)	1:35:49.1	15:02.8	135.59
*	64	36 1251591 ^{85.89}	CHURCHILL, LEE	CAN	1977	0:45:43.8 (62)	0:50:05.4 (65)	1:35:49.2	15:02.9	135.60
65	20	WJ24	GAMBY, MICKAEL	FRA	1979	0:45:20.9 (58)	0:50:43.9 (66)	1:36:04.8	15:18.5	137.34
66	19	1226759	PARK, BYUNG JOO	KOR	1979	0:46:16.8 (66)	0:49:58.8 (64)	1:36:15.6	15:29.3	138.54
67	14	WJ17	KUDLIK, MARIJAN	CRO	1978	0:48:00.2 (70)	0:49:52.5 (63)	1:37:52.7	17:06.4	149.36
68	64	1175737	NIELSEN, TROELS	DAN	1977	0:46:59.2 (67)	0:51:09.8 (68)	1:38:09.0	17:22.7	151.18
69	22	WJ31	PRANAUSKAS, AURIMAS	LIT	1978	0:47:06.6 (68)	0:52:44.2 (72)	1:39:50.8	19:04.5	162.52
70	46	WJ18	JURCEVIC, DAMIR	CRO	1978	0:48:22.4 (71)	0:51:44.6 (69)	1:40:07.0	19:20.7	164.33
71	34	1226662	YOON, SUNG WON	KOR	1978	0:47:29.4 (69)	0:52:41.2 (71)	1:40:10.6	19:24.3	164.73
72	44	WJ27	LATROMPETTE, YANN	HUN	1977	0:49:29.1 (75)	0:52:48.8 (73)	1:42:17.9	21:31.6	178.91
73	61	1173409	THOMSEN, ESSEN	DAN	1977	0:50:15.6 (76)	0:52:28.5 (70)	1:42:44.1	21:57.8	181.83
74	12	1249069	MURRAY, PAUL	AUS	1977	0:49:15.3 (74)	0:54:03.4 (75)	1:43:18.7	22:32.4	185.69
75	28	1250330	MILES, JIM	AUS	1978	0:49:03.7 (73)	0:54:24.9 (76)	1:43:28.6	22:42.3	186.79
76	40	1202121	PETERSEN, NUKA	DAN	1978	0:49:00.9 (72)	0:55:27.6 (77)	1:44:28.5	23:42.2	193.46
77	8	WJ20	LUNDBLAD, FREDRIK	DAN	1978	0:52:00.2 (77)	0:53:58.9 (74)	1:45:59.1	25:12.8	203.56
DNF	67	WJ30	KANG, SUNG TAE	KOR	1979					

TECHNICAL DELEGATE

COMPETITION SECRETARY

February 16, 1997 - 14:50:49

Results by: DAKTRONICS, INC. Page - 2