

Men 15km Cross Country Olympic Games 1968 Grenoble, France - Saturday 10.02 Autrans

Final	Team	time	N:
1. Harald Groenningen	NOR	52.07.8	5
2. Eero Maentyranta	FIN	52.21.8	29
3. Gunnar Larsson	SWE	52.30.0	66
4. Kalevi Laurila	FIN	52.31.7	65
5. Jan Halvarsson	SWE	52.40.8	12
6. Bjarne Andersson	SWE	52.53.6	41
7. Paal Tyldum	NOR	52.54.4	57
8. Odd Martinsen	NOR	52.58.8	62
9. Valerii Tarakanov	URS	53.10.7	17
10. Kalevi Oikarainen	FIN	53.22.1	54
11. Assar Roennlund	SWE	53.23.0	26
12. Walter Demel	FRG	53.24.8	55
13. Gianfranco Stella	ITA	53.35.9	14
14. Karel Stefl	TCH	53.41.2	72
15. Giulio Deflorian	ITA	54.12.5	47
16. Anatolii Akentiev	URS	54.21.3	48
17. Reidar Hjermstad	NOR	54.46.2	39
18. Josef Haas	SUI	54.46.4	42
19. Florian Koch	SUI	55.07.2	74
20. Karl Buhl	FRG	55.53.4	38
21. Josef Rysula	POL	56.09.5	52
22. Vladimir Voronkov	URS	56.49.9	69
23. Jan Fajstavr	TCH	57.31.1	45
24. Roger Pires	FRA	58.00.2	4

[Cross Country Men 15,18km and 10km History.](#)

[Todor66](#)

[Winter OG index](#)

[_indexGrenoble 1968](#)



[Ice Hockey](#)

[Ice Hockey Teams](#)

[Nordic Skiing](#)

[Men 15km](#)


























[Men 30km](#)

[Men 50km](#)

[Men 4x10km Relay](#)

[Women 5km](#)

[Women 10km](#)

25.Peter Pankov	 BUL	58.25.9	19
26.Fedor Simachov	 URS	58.28.2	28
27.Vaclav Perina	 TCH	58.31.8	27
28.Victor Arbez	 FRA	58.37.2	32
29.Gerhard Grimmer	 GDR	59.55.4	33
30.Albert Giger	 SUI	1.00.04.8	8
31.Andreas Janc	 AUT	1.00.34.8	53
32.Franco Manfroi	 ITA	1.00.52.1	68
33.Gerd-Diet Klause	 GDR	1.04.12.2	58
34.Michael Gallagher	 USA	1.05.02.3	44
35.Konrad Hischer	 SUI	1.05.56.4	20
36.Franco Nones	 ITA	1.09.03.8	22
37.Peter Thiel	 GDR	47.54.2	2
38.Helmut Gerlach	 FRG	47.56.1	71
39.Klaus Ganter	 FRG	48.33.7	7
40.Alojz Kerstajn	 YUG	48.37.6	9
41.Michael Elliott	 USA	48.39.1	21
42.Heinrich Wallner	 AUT	48.41.1	67
43.Janez Mlinar	 YUG	48.42.0	31
44.Felix Mathieu	 FRA	48.59.3	59
45.Mirko Bavce	 YUG	49.04.4	50
46.Jean Jobez	 FRA	49.11.1	64
47.Ernst Puehringer	 AUT	49.25.3	35
48.Robert Gray	 USA	49.38.4	6
49.Tibor Holeczy	 HUN	49.59.8	46
50.Tokio Sato	 JPN	50.15.4	75
51.Walter Failer	 AUT	50.19.4	15

[Women 3x5km Relay](#)

[Nordic Combined](#)

[Jump K70](#)

[Jump K90](#)

[Alpine Skiing](#)

[Men Downhill](#)

[Men Giant Slalom](#)

[Men Slalom](#)

[Women Downhill](#)

[Women Giant Slalom](#)

[Women Slalom](#)

[Biathlon](#)

[Biathlon 20km](#)

[Biathlon 4x7.5km Relay](#)

[Bobsleigh](#)

[Bobsleigh Doubles](#)

[Bobsleigh Fours](#)

[Luge](#)

[Luge Men Singles](#)

[Luge Men Doubles](#)

[Luge Women Singles](#)

[Speed Skating](#)

[Men_500m](#)

[Men_1500m](#)

[Men_5000m](#)

[Men_10000m](#)

[Women 500m](#)

[Women 1000m](#)

[Women 1500m](#)

[Women 3000m](#)

[Figure Skating](#)

52.Gendgee Batmunkh	 MON	50.19.9	60
53.Akiyoshi Matsuoka	 JPN	50.25.7	34
54.Luvsana Dashdemberel	 MON	50.34.8	30
55.Lawrence Damon	 USA	50.37.2	73
56.Nils Skulbru	 CAN	50.38.1	76
57.Svend Carlsen	 DEN	50.38.5	51
58.Victor Dakin	 GBR	50.40.7	43
59.Peter Tancock	 GBR	50.46.5	63
60.Ross Martin	 AUS	50.52.6	24
61.David Rees	 CAN	50.54.1	56
62.Chong-Ihm Yoon	 KOR	51.05.3	13
63.Rolf Pettersen	 CAN	51.06.6	37
64.Miklos Hollo	 HUN	51.20.5	36
65.Hiroshi Ogawa	 JPN	51.22.1	10
66.Choon-Kie Kim	 KOR	51.26.6	23
67.Apollo Lynge	 DANDAN	51.29.8	18
68.Dimitrios Andreadis	 GRE	51.47.7	3
69.Seref Cinar	 TUR	51.51.6	1
70.Rizvan Ozbek	 TUR	52.02.4	61
71.Naci Ogun	 TUR	52.06.4	25
72.Yasar Oren	 TUR	52.06.8	49
-. Vit Fousek	 TCH	DNS	16
-. Hannu Taipale	 FIN	DNF	11

[Figure Skating Pairs](#)

[Figure Skating Men](#)

[Figure Skating Women](#)

Prepared and maintained by *Todor Krastev*

todor1966@yahoo.com

Last updated: 13 Jan 2021

[Facebook Todor Krastev](#)