











Men 15km Cross Country Skiing Olympic Games 1964 Innsbruck, Austria - Friday 02.02 Seefeld

Cross Country Skiing [Men 15, 18km and 10km History](#)

Final 9:30h	Team	time	5km		10km		N:
1. Eero Mantryanta	 FIN	50:54.1	17:43.8	1	36:03.8	1	60
2. Harald Gronningen	 NOR	51:34.8	17:57.5	3	36:14.5	2	71
3. Sixten Jernberg	 SWE	51:42.2	18:01.0	5	36:23.0	4	22
4. Vaino Huhtala	 FIN	51:45.4	18:02.9	6	36:27.9	7	4
5. Janne Stefansson	 SWE	51:46.4	18:04.7	7	36:24.7	5	58
6. Pavel Kolchin	 URS	51:52.0	18:18.8	13	36:44.8	11	65
7. Igor Voronchikhin	 URS	51:53.9	18:07.5	9	36:41.5	9	52
8. Magnar Lundemo	 NOR	51:55.2	18:04.7	7	36:27.7	6	3
9. Kalevi Laurila	 FIN	51:59.8	17:55.8	2	36:21.8	3	47
10. Franco Nones	 ITA	52:18.0	18:14.9	10	36:54.9	13	68
11. Eino Huhtala	 FIN	52:18.2	18:15.6	11	36:36.6	8	20
12. Giuseppe Steiner	 ITA	52:28.0	18:18.9	14	36:53.9	12	1
13. Assar Ronnlund	 SWE	52:35.5	17:57.7	4	36:43.7	10	10
14. Gennady Vaganov	 URS	52:46.8	18:21.7	16	37:20.7	16	28
15. Einar Ostby	 NOR	52:52.2	18:16.9	12	37:01.9	14	48
16. Lars Olsson	 SWE	52:57.9	18:25.9	17	37:30.9	17	73
17. Valery Tarakanov	 URS	52:58.2	18:20.7	15	37:11.7	15	5
18. Giulio De Florian	 ITA	53:31.7	18:53.8	22	37:55.8	18	27
19. Felix Mathieu	 FRA	54:02.2	18:51.3	21	38:14.3	19	26
20. Victor Arbez	 FRA	54:04.0	18:58.6	24	38:26.6	21	74
21. Jozef Rysula	 POL	54:09.4	18:48.0	19	38:16.0	20	67
22. Walter Demel	 GER	54:37.0	18:54.8	23	38:37.8	22	69
23. Roger Pires	 FRA	54:38.5	19:06.6	26	38:43.6	23	56

[Todor66](#)

[Winter OG index](#)

[_indexInnsbruck 1964](#)

[Innsbruck](#)

[Ice Hockey](#)

[Ice Hockey Teams](#)

[Nordic Skiing](#)

[Men 15km](#)

[Men 30km](#)

[Men 50km](#)

[Men 4x10km Relay](#)

[Women 5km](#)

[Women 10km](#)

[Women 3x5km Relay](#)

[Nordic Combined](#)

[Jump K70](#)

[Jump K90](#)

[Alpine Skiing](#)

[Men Downhill](#)

[Men Giant Slalom](#)

[Men Slalom](#)

[Women Downhill](#)

[Women Giant Slalom](#)

[Women Slalom](#)

[Biathlon](#)

[Biathlon 20km](#)

[Bobsleigh](#)

[Bobsleigh Doubles](#)

24.Enno Roder	GER	54:52.8	19:00.8	25	38:59.8	26	38
25.Ole Ellefsaeter	NOR	55:10.8	18:47.8	18	38:55.8	25	37
26.Tatsuo Kitamura	JPN	55:24.3	19:24.4	34	39:06.4	27	43
27.Marcello De Dorigo	ITA	55:26.1	19:14.0	31	38:55.0	24	54
28.Edward Budny	POL	55:35.2	19:09.1	27	39:10.1	28	51
29.Ladislav Hruby	TCH	55:44.9	19:52.5	44	39:38.5	37	55
29.Hans Ammann	SUI	55:44.9	19:09.9	28	39:20.9	31	62
31.Hans-Sigfrid Oberer	SUI	55:47.9	19:28.8	36	39:30.8	33	33
32.Franz Kolin	SUI	55:50.3	19:25.2	35	39:32.2	35	12
33.Tadeusz Jankowski	POL	55:57.2	19:11.0	29	39:18.0	30	30
34.Donald A. Macleod	CAN	55:58.5	19:11.9	30	39:16.9	29	14
35.Kazuo Sato	JPN	56:04.5	19:50.4	42	39:45.4	38	75
36.Helmut Weidlich	GER	56:04.6	18:48.9	20	39:31.9	34	44
37.Claude Legrand	FRA	56:05.8	19:22.9	33	39:24.9	32	17
38.Michael Donald Gallagher	USA	56:19.4	19:44.0	40	39:46.0	39	13
39.Gheorghe Badescu	ROU	56:29.6	19:16.9	32	39:36.9	36	31
40.Konrad Hischer	SUI	56:42.3	19:45.1	41	40:00.1	40	42
41.Michael Elliott	USA	56:51.8	19:51.8	43	40:21.8	43	59
42.Hidezo Takahashi	JPN	57:03.4	19:41.3	39	40:07.3	41	29
43.Stefane Mitkov	BUL	57:05.0	20:06.7	45	40:32.7	46	66
44.Karl Buhl	GER	57:10.2	19:40.9	38	40:24.9	45	8
45.Jozef Gut-Misiaga	POL	57:27.1	19:39.8	37	40:22.8	44	19
46.Roman Seljak	YUG	57:30.0	20:16.1	49	41:14.1	48	57
47.Karl Anders Bohlin	USA	57:54.0	20:12.7	46	41:09.7	47	53
48.Hermann Lackner	AUT	58:04.0	20:14.9	48	41:14.9	49	15
49.Richard William Taylor	USA	58:19.6	20:14.1	47	41:32.1	51	23
50.Cveto Pavcic	YUG	58:21.0	20:20.2	50	41:18.2	50	70

[Bobsleigh Fours](#)

Luge

[Luge Men Singles](#)

[Luge Men Doubles](#)

[Luge Women Singles](#)

Speed Skating

[Men_500m](#)

[Men_1500m](#)

[Men_5000m](#)

[Men_10000m](#)

[Women_500m](#)

[Women_1000m](#)

[Women_1500m](#)

[Women_3000m](#)

Figure Skating

[Figure Skating Pairs](#)

[Figure Skating Men](#)

[Figure Skating Women](#)

Not official Alpine Skiing

[Men Combined](#)


























[Women Combined](#)

Prepared and maintained by *Todor Krastev*

todor1966@yahoo.com

Last updated: 13 Jan 2021

[Facebook Todor Krastev](#)

51.Franz Portmann	 CAN	58:47.0	20:43.2	54	41:48.2	52	61
52.Hubert Schrott	 AUT	59:01.7	20:48.0	55	42:08.0	54	24
53.Anton Kogler	 AUT	59:10.6	20:36.0	51	41:54.0	53	50
54.Zuvsanaiush Dashemberel	 MON	1:00:08.1	20:51.5	56	42:36.5	56	41
55.Thorhallur Sveinsson	 ISL	1:00:14.9	20:40.8	53	40:13.8	42	7
56.John Arthur G. Moore	 GBR	1:00:16.6	21:05.7	59	43:09.7	57	63
57.Svend W. Carlsen	 DEN	1:00:20.7	20:56.2	57	42:31.2	55	21
58.Chogoro Yahata	 JPN	1:00:46.1	21:31.5	61	43:19.5	58	18
59.Gunther Rieger	 AUT	1:01:07.3	21:27.9	60	43:34.9	60	72
60.Janko Kobentar	 YUG	1:01:14.6	21:35.7	62	43:52.7	61	34
61.Eric Luoma	 CAN	1:01:39.8	22:06.8	66	44:18.8	62	49
62.Andrew John M. Morgan	 GBR	1:02:20.9	21:49.7	64	44:24.7	63	25
63.Banzzagtch Zundui	 MGL	1:02:21.5	21:04.7	58	43:29.7	59	11
64.Sonomtseren Natsagdorj	 MGL	1:02:23.4	21:56.5	65	44:31.5	64	64
65.Martti Rautio	 CAN	1:02:52.4	22:29.3	69	45:00.3	66	36
66.David Edgar Rees	 GBR	1:03:06.8	22:16.6	67	44:57.6	65	46
67.Birgir Gudlaugsson	 ISL	1:04:53.9	22:45.6	70	46:20.6	67	32
68.Dambadarjaa Baadai	 MGL	1:05:23.6	22:20.0	68	46:27.0	68	35
69.Frederick Andrew	 GBR	1:06:51.4	23:39.9	71	47:34.9	69	9
-.Yong Ok Yang	 KOR	DNF		6			
-.Kyoo Hwan Ri	 PRK	DNF		16			
-.Ko Am Kim	 PRK	DNF		39			
-.Duk Soon Yang	 PRK	DNF		45			
-.Mirco Bauce	 YUG	DNS		2			
-.Borislav Otshoushki	 BUL	DNS		40			